

CAMLOCKS (coupler and adaptor)

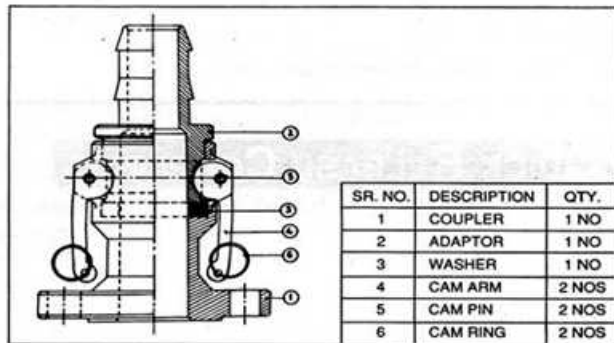
Universal Camlocks ensures no separation of line pressure used widely in industries, namely, breweries, chemicals, dyes, fertilizers, inks, minings, petroleums, paper mills, textiles and other industrial establishments, in a way, Camlock **body** is made from solid bar stock of aluminium / mild steel / brass / SS304 / SS316, or else **body** is made from castings of carbon steel WCB grade or I.S. 1030 / gunmetal LG 2C grade / aluminium bronze AB2C grade / SS304 (cf 0.08) / SS316 (c.f.0.08), **cam arms** is made from castings of SS304 / SS316 / gunmetal / aluminium bronze, **seal material** of standard nitrile / silicon / hypalon / neoprene with **end connections** as per requirements, suitable to withstand **working pressures** from 100 psi to 500 psi and **temperature** from - 40°C to +350°C with proper selection of body and seal materials.

RANGE

■ Sizes 1/2" (12.5mm) to 6" (150mm).

End Connections: Socket welding, hose thread, pipe thread, hose shank and flanged.

Sr. No.	Size	L1	L2	L3	L4	L5	L6	L7	L8	D	d	H	C	B
		in mm	in mm	in mm	in mm	in mm	in mm	in mm	in mm	in mm	in mm	in mm	in mm	in mm
1.	1/2"	73	54	48	42	53	53	77	46	58	35	14	9.5	21.0
2.	3/4"	81	57	51	42	56	56	89	49	58	35	22	12.7	27.3
3.	1"	88	62	57	48	60	60	90	51	60	38	28	12.7	34.0
4.	1-1/2"	109	75	68	59	72	72	110	63	85	65	41	12.7	48.9
5.	2"	131	81	80	69	79	80	131	70	95	72	52	16.0	61.3
6.	2-1/2"	139	88	81	69	85	85	138	73	110	90	66	16.0	74.2
7.	3"	160	91	87	75	87	87	160	75	135	105	79	16.0	90.2
8.	4"	169	104	95	76	101	101	164	82	155	135	106	19.0	115.8
9.	5"	191	104	95	76	101	101	188	82	194	162	130	—	—
10.	6"	201	122	110	92	111	111	196	93	222	196	155	—	—



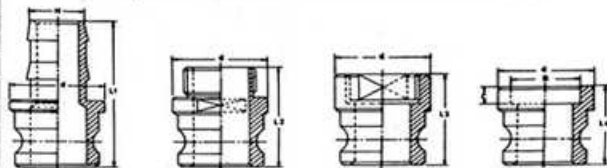
SR. NO.	DESCRIPTION	QTY.
1	COUPLER	1 NO
2	ADAPTOR	1 NO
3	WASHER	1 NO
4	CAM ARM	2 NOS
5	CAM PIN	2 NOS
6	CAM RING	2 NOS

Sectional View

ADAPTOR



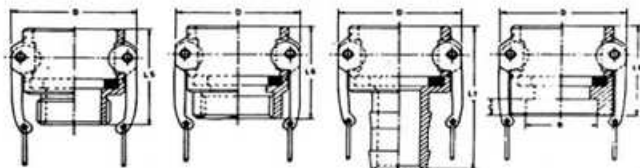
Adaptors Sectional View & Dimension Details



COUPLER



Couplers Sectional View & Dimension Details



DUST CAP DUST PLUG DOUBLE ADAPTOR FLANGED ADAPTOR



FLANGED COUPLER COUPLER ADAPTOR SECTIONAL VIEW OF D&A ASSLY.

Minimum Information Required While Sending Enquiry / Order

1. Size i.e. 1/2" or 1" & so on.
2. Body material i.e. out of solid bar stock or of casting and grade thereof i.e. SS304 & so on.
3. Cam arm material i.e. SS304/SS316 & so on.
4. Seal material i.e. nitrile or silicon & so on.
5. Coupler style & configuration i.e. male thread or female or hose & type BSP or NPT.
6. Adaptor style & configuration.
7. Working pressure in psi or kg/cm².
8. Temp. range.
9. Application.
10. Quantity in nos.

★ Manufacture of other type & style undertaken for which please send old used specimen sample and details as indicated in min. information reqd. while sending enquiry be sent.